




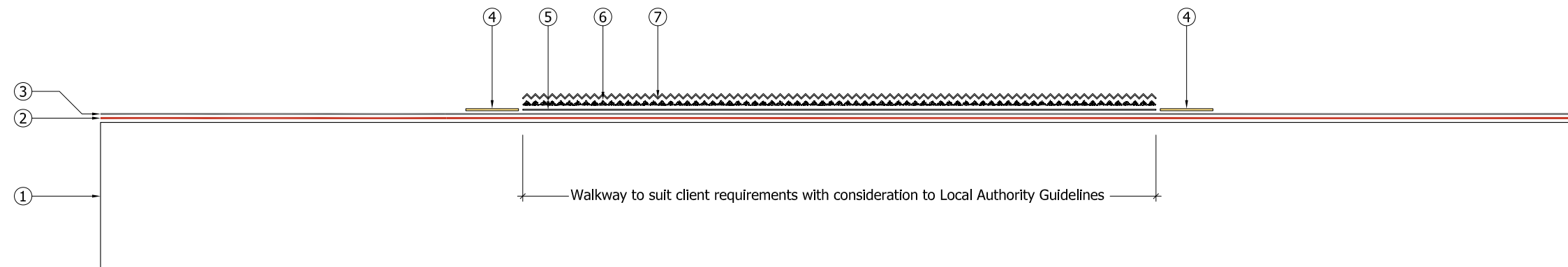


Key

- ① Existing substrate prepared and primed in strict accordance with Sika Liquid Plastics Project Specification
- ②  Decothane Base Coat with embedded Reemat Premium GFM
- ③  Decothane Top Coat as per Sika Liquid Plastics Project Specification
- ④  Temporary masking tape applied to the cured Decothane Top Coat to demarcate the proposed walkway
- ⑤  Contrasting colour of Decothane Top Coat applied as a 'tack coat' at 0.3l/m²
- ⑥ Sika Liquid Plastics Skid Inhibiting Grit broadcast in to the wet 'tack coat' of contrasting Decothane [item No. 5] @ 3.0kg/m², and allowed to dry, remove all surplus unbonded grit with clean brushes etc. and providing it remains uncontaminated, the grit can be stored for re-use
- ⑦  Contrasting colour of Decothane Top Coat applied at 0.3l/m²



Sika Liquid Plastics
 Sika House
 Miller Street
 Preston
 Lancashire PR1 1EA
 Telephone: 01772 259781
 Email: technical.customer.services@uk.sika.com
 Web: www.liquidplastics.co.uk

This drawing is solely intended to illustrate the correct application of Sika Liquid Plastics products and systems. It must be read in conjunction with the appropriate specification and current issue of relevant Product Data Sheets. All elements bearing reference to structural and/or thermal design are shown indicatively and **should not be used** in whole or in part for any aspect of project design without consulting the relevant authorities.

For refurbishment projects, all aspects of the existing roof are deemed to be fully compliant with BS 6229:2003 (Code of Practice for Flat Roofs with Continuously Supported Coverings) or improved upon for instances where these standards are not met.

Site-specific details not covered by our standard range can be obtained by providing relevant information to the email address shown.

Project No:	
DWG No:	Revision
Project:	
Drawing Title: Waterproofing Application Detail showing typical low traffic walkway with skid inhibiting grit finish	
Scale: NTS @ A3	Drawn:
Date:	

